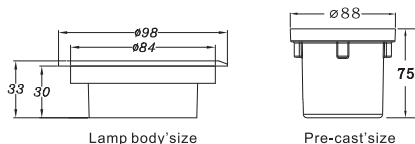


# IN-GROUND LIGHT

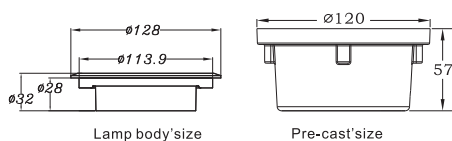
**CLASSIC OUTDOOR LIGHTING FROM 10 YEARS OF MARKET VALIDATION!**



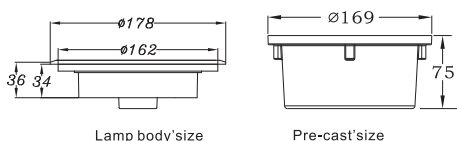
## L5002/L5002RGB



## L5003



## L5004/L5004RGB



**LED King In Ground light comes with 3 layers of waterproofing to ensure IP67. High power LED mounted on PCB board with aluminum heat sink for efficient heat dissipation. With option of narrow or wide beam. Ideal for outdoor and underwater lighting.**

### Description:

This series contain three sizes:

- L5002 Dim = 98mm, for 3x1W LED
- L5002RGB Dim = 98mm, for 3x3W RGB
- L5003 Dim = 128mm, for 6x1W LED
- L5004 Dim = 178mm, for 9x1W LED
- L5004RGB Dim = 178mm, for 9x1W RGB

There are three typical light distributions for choose:

- Narrow Beam—12 degree
- Mid Beam—24 degree
- Wide Beam—36 degree
- Cover: in stainless steel 316
- Reflector: in pure anodized aluminium
- Gasket : silicone rubber gasket
- Diffuser: tempered glass flush mounted to the cover
- Install: by recessed box in high density polypropylene
- Driver: with integral driver
- Input: DC 12V
- Max. Pressure load: 2000kgs
- Protection : classI, IP67

### Applications:

- Park Landscape
- Outdoor Plaza
- Villa Lawn
- Exterior Wall Floodlight
- Waterscape Lighting

